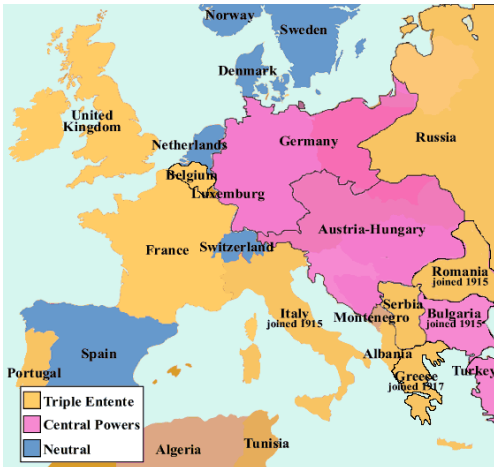


World War I



These countries made deals to keep each other safe. In 1914, those deals started the first world war. It was also known as The Great War.



Troops dug trenches to keep them safe from the enemy. A trench is a rectangle shaped hole.

Things You Might Have Seen



This land weapon was known as a tank. The driver's area was very small and crowded.




This poster asked people to join the Red Cross. Nurses helped soldiers who were hurt.



A ship like this would stay at sea for months. Would you like that?



Women worked to win the war, too!




Animals Served !



Dogs learned to carry messages.



Cats killed rats in the trenches!



Horses pulled wagons of things used in the war.

In the War



Clarence H. Smith was a man from Lecompton who served in the war. He was a teacher there before the war began. After he came home he was a teacher for many more years.

Clarence used this mask to keep his lungs safe. After he survived the war he kept it and brought them home.



Mr. Smith wore this helmet in the war to keep safe.

Do Your Part

During World War I people at home in the U.S. were asked to help in many ways. Some women went to work in factories. Kids raised money for the war. A family might plant a garden to share the food.

Find a way you can help your family and country right now! Pick up trash in a park. Ride your bike. Make a card for a sick friend. Visit an older person who is lonely. Fill the dishwasher. Play with a younger sister or brother. These are all things that help people in our country!



Activity

Torn Paper Poppies


The poppy is now a symbol of World War I after a poem was written in 1915.

Use the blue paper as the background. Tear three long pieces of black paper to use for the stem. Glue to the blue paper like in the picture.


Tear the red paper into small pieces. Use it to glue a circle shape above each stem for the red flower.

Tear more of the black paper into pieces to make a circle shape in the middle of the flower.

Let the picture dry. Bring it to the museum to get your small prize and put your name in the raffle for the big prizes at the end of the summer.



Your finished activity
will look something like
these!



World War I Quiz for Online Users

Send the words Lecompton-World War I and your answers to cpreut@watkinsmuseum.org

1. In what year did World War I happen?
 - a. 1941
 - b. 1930
 - c. 1914
 - d. 1980
2. What teacher from Lecompton went to World War I?
 - a. James Lane
 - b. Charles Robinson
 - c. Clarence H. Smith
 - d. Manhattan
3. What land weapon was first used in World War I.
 - a. tank
 - b. periscope
 - c. binoculars
 - d. gas mask
4. How did Clarence protect his lungs from the gases that were used?
 - a. special uniforms
 - b. by getting in vehicles
 - c. gas mask
 - d. jumping into trenches
5. How did Clarence protect his head in World War I?
 - a. getting in a tank
 - b. he wore a stocking hat
 - c. the cowboy hat he had
 - d. the round helmet that he wore

Students missing only one answer or less will receive a prize and be entered into the raffle.